

OIL & GAS

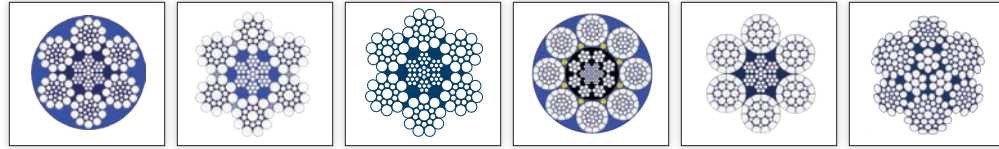
With decades of experience in drilling and well-servicing applications, WRI offers a complete range of solutions for Oil & Gas contractors. Our products are designed and manufactured with one goal – to increase the productivity of your rigs while maintaining the highest standards of safety. Our Cushion 6 drilling line is considered to be the best product by industry's leading innovators and the recommended line for the latest generation of modular rigs.

We understand the importance of service to your enterprise. Our experts are at your disposal to help you resolve operational issues and improve the efficiency of your crews through specialized training courses.



WIRE ROPE
INDUSTRIES

PRODUCT LINE



Cushion 6

Cushion Core

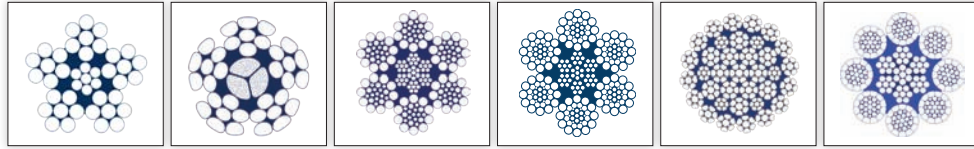
PS 619

**Cushion-Pac
Ultra**

Dypac 6

Power-Pac 9

		Cushion 6	Cushion Core	PS 619	Cushion-Pac Ultra	Dypac 6	Power-Pac 9
LAND DRILLING	Drilling Line	●	●	●			
WELL SERVICING	Tubing Line					●	●
	Sand line						
	Winch line						
OFFSHORE DRILLING	Drilling Line	●	●	●			
	Riser Tensioner				●		
	Crane Hoist Line						
	Crane Boom Line						●



PS 510

Pro-swaged 5

PS 620

PS 630

Surelift 35

Cushion-Pac 8

Drill line						
Tubing line			●			
Sand line	●	●				
Winch line				●		
Drill line						
Riser Tensionner						
Crane Hoist Line				●		
Crane Boom Line					●	

SPECIALIZED SERVICES

SEMINARS FOR RIG CREWS

WRI's most popular training engagements are specialized courses for drilling crews. A session typically includes one whole rig crew: rig managers, drillers, floormen, derrickmen, roustabouts, and related representatives of the contracting company. Our trainers work as a part of your personnel development team and develop programs that fit in your training structure. We offer training both at customers' training sites and in the field.

WRI experts train more than a 1000 rig workers every year, ranging from new personnel to rig managers with years of experience. The courses have the following objectives:

- » To make every person on the rig competent on all aspects of drilling lines, including theory on how rope functions, critical areas of wear and failure, and how to inspect and maintain the rope
- » Understand process of measuring work done by a rope (ton-mile or mega-joule program) and how to manage rope usage in a safe and effective manner
- » How to maximize Total Drilling Time (TDT) through proper management of ton-mile program and visual inspections
- » How to evaluate preventative maintenance on the equipment that drill line is working on

SEMINARS FOR RIG MANAGERS

Wire Rope Industries also offers specialized courses for rig managers of varying degree of experience. Our trainers have extensive experience in the industry and run two class levels:

- » Introductory course (3hr) for inexperienced rig managers, including full in-depth training on wire rope properties, using ton-mile programs and maximizing total drilling time.
- » Advanced 1.5hr session for experienced professionals including techniques for improving rig efficiency through selection and management of drill lines, and resulting decrease in downtime.

Please enquire about our services and how we can help you improve your TDT and increase profitability.

CONSULTING & CUSTOM ROPE DESIGN

Our experts have decades of experience in Oil & Gas industry. We can analyze your rig operation and recommend actions to help you maximize performance through lower downtime and more effective uptime. With more than 125 years of engineering experience behind us, we can craft a unique product for your application using hybrid designs and high end materials.




CUSHION 6

Premium Drilling Line

Our flagship product is considered to be the best drilling line in the industry. The technology used for manufacturing Cushion 6 is based on more than 20 years of development of some of the largest extruded ropes in the world.

The toughest drilling line on the planet, with a plastic jacket that stays on.

- » 20-30% longer life than standard 6x19 drilling line
- » More ton-miles between slip-and-cuts
- » Higher Total Drilling Time (TDT)
- » Most durable plastic in the industry
- » Rope is designed specifically for plastic extrusion
- » No spooling or slipping issues at the deadline anchor
- » Available high-end materials for custom breaking loads
- » API Certified



How Cushion 6 Creates Value:

CONFIDENTIAL CLIENT – LAND DRILLING DRILLING PROJECT OF 137,000 TON-MILES			
Performance	Standard 6x19 Bright Rope	WRI Cushion 6	
Ton-Miles/ft between Cuts	18	23	+28%
Average feet/cut	94	74	-22%
Cuts available	65	83	+27%
Total rope length required for the job (ft)	7625	6100	-20%
Savings on Rope Used + Savings on Downtime (\$)		\$14,900 Total Savings	

Disclaimer: Savings calculations shown take into consideration higher average price of Cushion 6 compared to Bright 6x19 rope, and are based on an actual client operation. Cushion 6 performance may vary depending on the rope size and rig type. Savings on downtime relate to increased total drilling time due to lower total number of cuts required, and may vary depending on the rig rental rate.


ROTARY LAND DRILLING

CUSHION CORE

Premium Drilling Line

Wire Rope Industries' offers a hybrid solution for the customers who want improvement in life over standard 6x19 products but prefer non-jacketed rope. We channeled the decades of experience in building high-strength cores and our unique plastic extrusion process to offer this drilling line with superior crushing resistance.

- » Improved life over standard 6x19 construction
- » High strength core offers better structural strand support
- » Less internal strand wear contributes to durability
- » Better distribution of weight loading on the rope
- » Superior crushing resistance on the drum
- » API Certified




PS 619

Standard Drilling Line

For customers loyal to the proven 6x19 design without plastic enhancement, WRI offers PS 619. Our lines are engineered for strength and compatibility with the LEBUS parallel-winding drum standard. The unique construction ensures that breaking strength requirements are met without over-sizing the rope.

- » Proven design compatible with LEBUS drum standard
- » Excellent spooling properties
- » Good value and wide range of diameters
- » API Certified



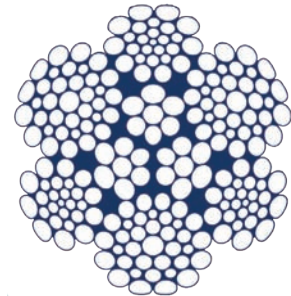
TUBING LINES

POWER-PAC 9



Premium Tubing Line


- » Made with roller compaction process instead of hammering
- » Superior crushing resistance and drum spooling properties
- » Extremely high breaking load and a stable cross section
- » Smooth outer surface for minimal rope wear
- » Excellent choice for double-fastline systems due to faster tripping than swaged 6x26 and 6x31



DYPAC 6

Premium high-cycle rope for tubing line applications


- » The DyPac compaction for superior strength & durability
- » 6x31 IWRC construction with specially selected wire tensiles
- » High crush resistance and excellent drum spooling
- » Smooth outer strands for reduced sheave and drum wear
- » Good flexibility under load



PS 620

Standard Tubing Line

- » Proven 6x26 rope design with EIPS tensile wire
- » Specially formulated lubrication increases rope performance, reduces corrosion, and minimizes environmental impact due to fly-off.
- » Manufactured using ISO-9001-94 and API 9A&Q1 quality standards

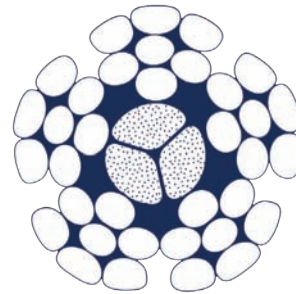


SAND LINES & WINCH LINES

PRO-SWAGED 5

Premium Sand line

- » New fully compacted (swaged) 5x 7 design
- » Very high strength-to-weight ratio
- » Improved stripping capabilities, cleaner operation and good drum spooling
- » Exceptional rope performance and durability
- » Low susceptibility to torque and improved corrosion resistance
- » A smooth outer profile for reduced sheave and drum wear



PS 510

Standard Sand Line

- » High quality EIPS grade tensile wire
- » Special lubrication for performance and decreased corrosion
- » Manufactured using ISO-9001-94 and API 9A&Q1 quality standards




DRILLING LINES

CUSHION 6

Premium Drilling Line


- » 20-30% longer life than standard 6x19 drilling line
- » Higher Total Drilling Time (TDT)
- » Most durable plastic in the industry
- » Rope is designed specifically for plastic extrusion
- » Available high-end materials for custom breaking loads



CUSHION CORE

Premium Drilling Line


- » Improved life over standard 6x19 construction
- » High strength core offers better structural strand support
- » Less internal strand wear contributes to durability
- » Better distribution of weight loading on the rope
- » Superior crushing resistance on the drum



PS 619

Standard Drilling Line

- » Proven 6x19 design compatible with LEBUS drum standard
- » Excellent spooling properties
- » Good value and wide range of diameters



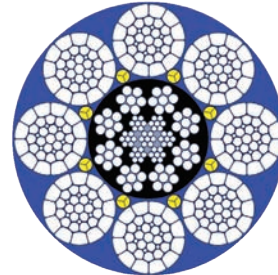
RISER TENSIONERS

CUSHION-PAC ULTRA™



Premium Riser Tensioner Line

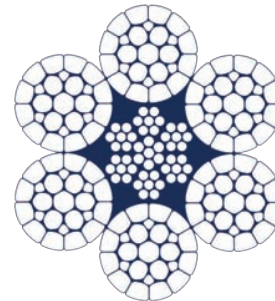
- » Patented CPU is the most advanced heavy-duty rope in the world
- » Proprietary construction for excellent fatigue life and resistance to crushing
- » Industry-leading plastic enhancement for unparalleled durability
- » Smooth contact area increases rope life and reduces sheave wear
- » Specially formulated materials and lubrication
- » Available galvanized without the outer plastic jacket



DYPAC 6

Advanced Riser Tensioner Line


- » Proven 6-strand construction with specially selected high tensile wires
- » Very high breaking loads and smooth outer surface
- » Excellent crush resistance and enhanced drum spooling
- » Available with galvanized wires



PS 630

Standard Riser Tensioner Line

- » Well-proven 6x36 design with high breaking load
- » Good value with excellent fatigue life
- » Consistent quality with our ISO 9001 and API certified processes
- » Available custom solutions with special wire tensiles and lubrication.




CRANE ROPES

SURELIFT 35

Hoist Line

- » Highly rotation resistant
- » Specially designed for high performance cranes with long drops
- » High strength-to-weight ratio ensures high breaking loads
- » Long life, high flexibility, and excellent spooling properties
- » Smooth surface area for decreased wear on sheaves and drums
- » Can be used with a swivel

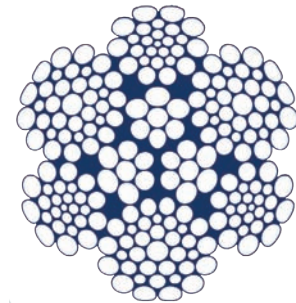


POWER-PAC 9



Boom Line

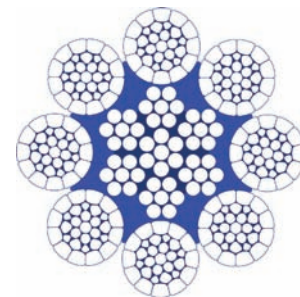
- » Roller-compacted for maximum breaking load and consistency
- » Very high damage resistance and long service life
- » Unparalleled resistance to crushing on multi-layered drums
- » Smooth surface area for decreased wear on sheaves and drums



CUSHION-PAC 8


Boom Line

- » Excellent choice for production-oriented cranes
- » Exceptionally long service life for minimized downtime
- » High lifting capacity and resistance to crushing
- » Reduced drum and sheave wear and good spooling properties
- » Advanced cushioned core for superior rope life
- » Reverse-lay core version is available



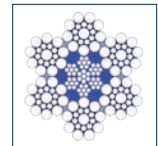
PRODUCT SPECIFICATIONS

BREAKING LOAD TABLES - OIL & GAS




Cushion 6

DIAMETER		CONSTRUCTION	APPROX. WEIGHT		MINIMUM BREAKING LOAD	
inches	mm		lb/ft	kg/m	Tons	kN
7/8	22	6 x 26WS RRL EIPS IWRC Cushion Rope	1.4	2.1	39.8	354
1	25	6 x 26WS RRL EIPS IWRC Cushion Rope	1.9	2.8	51.7	460
1 1/8	29	6 x 19S RRL EIPS IWRC Cushion Rope	2.4	3.6	66.6	593
1 1/4	32	6 x 19S RRL EIPS IWRC Cushion Rope	3.0	4.5	82.9	738
1 3/8	35	6 x 19S RRL EIPS IWRC Cushion Rope	3.7	5.4	100.9	898
1 1/2	38	6 x 19S RRL EIPS IWRC Cushion Rope	4.2	6.2	114	1,015
1 5/8	41	6 x 19S RRL EIPS IWRC Cushion Rope	5.1	7.5	132	1,175
1 3/4	44	6 x 19S RRL EIPS IWRC Cushion Rope	5.9	8.8	153	1,362



Cushion Core


DIAMETER		CONSTRUCTION	APPROX. WEIGHT		MINIMUM BREAKING LOAD	
inches	mm		lb/ft	kg/m	Tons	kN
1	25	6 x 19S RRL EIPS Cushion Core	1.8	2.7	52.9	471
1 1/8	29	6 x 19S RRL EIPS Cushion Core	2.3	3.4	65.0	579
1 1/4	32	6 x 19S RRL EIPS Cushion Core	2.8	4.2	83.8	746
1 3/8	35	6 x 19S RRL EIPS Cushion Core	3.4	5.1	101.0	899
1 5/8	41	6 x 19S RRL EIPS Cushion Core	4.8	7.1	132	1,175
1 3/4	44	6 x 19S RRL EIPS Cushion Core	5.3	7.9	153	1,362
2	51	6 x 19S RRL EIPS Cushion Core	7	10.4	198	1,762



PS619

DIAMETER		CONSTRUCTION	APPROX. WEIGHT		MINIMUM BREAKING LOAD	
inches	mm		lb/ft	kg/m	Tons	kN
7/8	22	6 x 26 RRL EIPS IWRC	1.4	2.1	39.8	354
1	25	6 x 19 (9.9.1) RRL EIPS IWRC	1.9	2.8	51.7	460
1 1/8	29	6 x 19 (9.9.1) RRL EIPS IWRC	2.3	3.5	65.0	579
1 1/4	32	6 x 19 (9.9.1) RRL EIPS IWRC	2.9	4.3	79.9	711
1 3/8	35	6 x 19 (9.9.1) RRL EIPS IWRC	3.5	5.2	96.0	854
1 1/2	38	6 x 19 (9.9.1) RRL EIPS IWRC	4.2	6.2	114	1,015
1 5/8	41	6 x 19 (9.9.1) RRL EIPS IWRC	4.9	7.3	132	1,175
1 3/4	44	6 x 19 (9.9.1) RRL EIPS IWRC	5.7	8.4	153	1,362

Note: MBL values meet API 9A




Cushion Pac Ultra

DIAMETER		CONSTRUCTION	APPROX. WEIGHT		MINIMUM BREAKING LOAD	
inches	mm		lb/ft	kg/m	Tons	kN
1 1/2	38	8 x 31 Dy-Pac 8 CR/CC & CPU	4.5	6.7	110	981
1 5/8	41	8 x 31 Dy-Pac 8 CR/CC & CPU	5.3	7.9	128	1,141
1 3/4	44	8 x 31 Dy-Pac 8 CR/CC & CPU	6.2	9.2	150	1,336
1 7/8	48	8 x 31 Dy-Pac 8 CR/CC & CPU	7.1	10.5	171	1,522
2	51	8 x 31 Dy-Pac 8 CR/CC & CPU	7.9	11.7	192	1,708
2 1/8	54	8 x 31 Dy-Pac 8 CR/CC & CPU	9.1	13.5	220	1,962
2 1/4	57	8 x 31 Dy-Pac 8 CR/CC & CPU	10.1	15.1	245	2,181
2 3/8	60	8 x 31 Dy-Pac 8 CR/CC & CPU	11.2	16.7	271	2,410
2 1/2	64	8 x 31 Dy-Pac 8 CR/CC & CPU	12.6	18.7	304	2,706
2 5/8	67	8 x 31 Dy-Pac 8 CR/CC & CPU	14.0	20.8	339	3,018
2 3/4	70	8 x 36 Dy-Pac 8 CR/CC & CPU	15.2	22.6	351	3,120
2 7/8	73	8 x 36 Dy-Pac 8 CR/CC & CPU	16.6	24.7	400	3,562
3	76	8 x 36 Dy-Pac 8 CR/CC & CPU	18.1	26.9	436	3,881

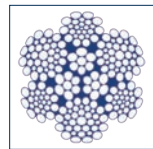
PRODUCT SPECIFICATIONS

BREAKING LOAD TABLES - OIL & GAS



DyPac 6

DIAMETER		CONSTRUCTION	APPROX. WEIGHT		MINIMUM BREAKING LOAD	
inches	mm		lb/ft	kg/m	Tons	kN
3/8	10	6x19 RRL Dy-Pac	0.30	0.4	8.8	78
7/16	11	6x19 RRL Dy-Pac	0.39	0.6	11.9	106
1/2	13	6x19 RRL Dy-Pac	0.51	0.8	15.3	136
9/16	14	6x19 RRL Dy-Pac	0.64	1.0	19.3	172
5/8	16	6x19 RRL Dy-Pac	0.79	1.2	22.7	202
3/4	19	6x19 RRL Dy-Pac	1.1	1.7	32.4	288
7/8	22	6x19 RRL Dy-Pac	1.5	2.3	43.8	390
1	25	6x19 RRL Dy-Pac	2.0	3.0	57.5	512
1 1/8	29	6x19 RRL Dy-Pac	2.5	3.8	71.5	636
1 1/4	32	6x19 RRL Dy-Pac	3.1	4.6	87.9	782
1 3/8	35	6x19 RRL Dy-Pac	3.7	5.5	106	943
1 1/2	38	6x19 RRL Dy-Pac	4.6	6.8	125	1,112



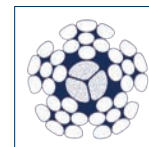
Power-Pac 9

DIAMETER		CONSTRUCTION	APPROX. WEIGHT		MINIMUM BREAKING LOAD	
Inches	mm		lb/ft	kg/m	Tons	kN
5/8	16	Power Pac 9	0.9	1.3	25.5	227
3/4	19	Power Pac 9	1.1	1.6	36.5	325
7/8	22	Power Pac 9	1.5	2.2	48.5	432
1	25	Power Pac 9	2.0	3.0	62.5	556
1 1/8	29	Power Pac 9	2.6	3.9	79.5	708



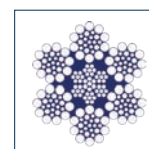
PS510

DIAMETER		CONSTRUCTION	APPROX. WEIGHT		MINIMUM BREAKING LOAD	
inches	mm		lb/ft	kg/m	Tons	kN
1/2	13	5x7 "firm lay" polyp. core	0.37	0.55	10.4	92.8
9/16	14	5x7 "firm lay" polyp. core	0.48	0.71	13.5	119.7
5/8	16	5x7 "firm lay" polyp. core	0.59	0.88	17.4	154.5



Pro-Swaged 5

DIAMETER		CONSTRUCTION	APPROX. WEIGHT		MINIMUM BREAKING LOAD	
inches	mm		lb/ft	kg/m	Tons	kN
3/8	10	Swaged 5x7 WSC	0.33	0.49	9.5	84.5
7/16	11	Swaged 5x7 WSC	0.46	0.68	13.2	117.8
1/2	13	Swaged 5x7 WSC	0.57	0.85	16.7	148.2
9/16	14	Swaged 5x7 WSC	0.71	1.06	21.0	186.9

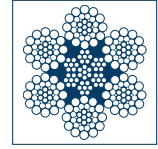


PS 620

DIAMETER		CONSTRUCTION	APPROX. WEIGHT		MINIMUM BREAKING LOAD	
inches	mm		lb/ft	kg/m	Tons	kN
1/4	6	6x26 RRL EIPS IWRC	0.12	0.18	3.4	30
5/16	8	6x26 RRL EIPS IWRC	0.18	0.27	5.3	47
3/8	10	6x26 RRL EIPS IWRC	0.26	0.39	7.6	68
7/16	11	6x26 RRL EIPS IWRC	0.35	0.52	10.2	91
1/2	13	6x26 RRL EIPS IWRC	0.46	0.68	13.3	118
9/16	14	6x26 RRL EIPS IWRC	0.59	0.88	16.8	150
5/8	16	6x26 RRL EIPS IWRC	0.72	1.07	20.6	183
3/4	19	6x26 RRL EIPS IWRC	1.04	1.55	29.4	262
7/8	22	6x26 RRL EIPS IWRC	1.42	2.11	39.8	354
1	25	6x26 RRL EIPS IWRC	1.85	2.75	51.7	460
1 1/8	29	6x26 RRL EIPS IWRC	2.34	3.48	65.0	579
1 1/4	32	6x26 RRL EIPS IWRC	2.89	4.30	79.9	711
1 3/8	35	6x26 RRL EIPS IWRC	3.50	5.21	96.0	854
1 1/2	38	6x26 RRL EIPS IWRC	4.16	6.19	114	1,015
1 5/8	41	6x26 RRL EIPS IWRC	4.88	7.26	132	1,175
1 3/4	44	6x26 RRL EIPS IWRC	5.67	8.44	153	1,362
1 7/8	48	6x26 RRL EIPS IWRC	6.50	9.67	174	1,549
2	51	6x26 RRL EIPS IWRC	7.39	11.00	198	1,762
2 1/8	54	6x26 RRL EIPS IWRC	8.35	12.43	221	1,967
2 1/4	57	6x26 RRL EIPS IWRC	9.36	13.93	247	2,198

PRODUCT SPECIFICATIONS


BREAKING LOAD TABLES - OIL & GAS



PS 630

DIAMETER		CONSTRUCTION	APPROX. WEIGHT		MINIMUM BREAKING LOAD	
Inches	mm		lb/ft	kg/m	Tons	kN
1/4	6	6x36 RRL EIPS IWRC	0.12	0.18	3.4	30
5/16	8	6x36 RRL EIPS IWRC	0.18	0.27	5.27	47
3/8	10	6x36 RRL EIPS IWRC	0.26	0.39	7.55	67
7/16	11	6x36 RRL EIPS IWRC	0.35	0.52	10.2	91
1/2	13	6x36 RRL EIPS IWRC	0.46	0.68	13.3	118
9/16	14	6x36 RRL EIPS IWRC	0.59	0.88	16.8	150
5/8	16	6x36 RRL EIPS IWRC	0.72	1.07	20.6	183
3/4	19	6x36 RRL EIPS IWRC	1.04	1.55	29.4	262
7/8	22	6x36 RRL EIPS IWRC	1.42	2.11	39.8	354
1	25	6x36 RRL EIPS IWRC	1.85	2.75	51.7	460
1 1/8	29	6x36 RRL EIPS IWRC	2.34	3.48	65.0	579
1 1/4	32	6x36 RRL EIPS IWRC	2.89	4.30	79.9	711
1 3/8	35	6x36 RRL EIPS IWRC	3.50	5.21	96.0	854
1 1/2	38	6x36 RRL EIPS IWRC	4.16	6.19	114	1,015
1 5/8	41	6x36 RRL EIPS IWRC	4.88	7.26	132	1,175
1 3/4	44	6x36 RRL EIPS IWRC	5.67	8.44	153	1,362
1 7/8	48	6x36 RRL EIPS IWRC	6.50	9.67	174	1,549
2	51	6x36 RRL EIPS IWRC	7.39	11.00	198	1,762
2 1/8	54	6x36 RRL EIPS IWRC	8.35	12.43	221	1,967
2 1/4	57	6x36 RRL EIPS IWRC	9.36	13.93	247	2,198
2 3/8	60	6x36 RRL EIPS IWRC	10.60	15.77	274	2,439
2 1/2	64	6x36 RRL EIPS IWRC	11.60	17.26	302	2,688
2 3/4	70	6x36 RRL EIPS IWRC	14.00	20.83	361	3,213
3	76	6x36 RRL EIPS IWRC	16.60	24.70	425	3,782
3 1/4	83	6x36 RRL EIPS IWRC	19.50	29.02	492	4,379
3 1/2	89	6x36 RRL EIPS IWRC	22.70	33.78	564	5,019

Surelift 35



DIAMETER		CONSTRUCTION	APPROX. WEIGHT		MINIMUM BREAKING LOAD	
			lb/ft	kg/m	Tons	kN
10	mm	Surelift 35	0.33	0.50	11.0	98
11	mm	Surelift 35	0.40	0.60	13.3	118
13	mm	Surelift 35	0.56	0.84	18.2	162
14	mm	Surelift 35	0.65	0.97	21.1	188
15	mm	Surelift 35	0.77	1.14	24.4	217
16	mm	Surelift 35	0.85	1.27	28.2	251
18	mm	Surelift 35	1.08	1.61	34.6	308
19	mm	Surelift 35	1.21	1.79	38.7	344
20	mm	Surelift 35	1.34	1.99	42.9	382
21	mm	Surelift 35	1.48	2.20	47.7	424
22	mm	Surelift 35	1.62	2.41	52.4	466
23	mm	Surelift 35	1.77	2.63	57.3	510
24	mm	Surelift 35	1.92	2.86	62.4	555
25	mm	Surelift 35	2.04	3.03	66.1	588
1	inch	Surelift 35	2.15	3.21	70.0	622
28	mm	Surelift 35	2.62	3.90	85.2	758
1 1/8	inch	Surelift 35	2.73	4.06	86.9	773
32	mm	Surelift 35	3.42	5.09	110	980
34	mm	Surelift 35	3.95	5.87	126	1,117
38	mm	Surelift 35	4.85	7.22	147	1,307
40	mm	Surelift 35	5.34	7.95	171	1,521
42	mm	Surelift 35	6.02	8.96	174	1,546
44	mm	Surelift 35	6.61	9.83	191	1,697

Ref. ASTM 1023/A, 1023M-07 Table 34

PRODUCT SPECIFICATIONS

BREAKING LOAD TABLES - OIL & GAS



Cushion-Pac 8

DIAMETER		CONSTRUCTION	APPROXIMATE WEIGHT		MINIMUM BREAKING LOAD		MINIMUM BREAKING LOAD	
inches	mm		lb/ft	kg/m	EIP		EEIP	
					Tons	kN	Tons	kN
1/2	13	8x26WS Dy-Pac CC (APT - Reverse Lay)	0.50	0.74	14.6	130	16.1	143
9/16	14	8x26WS Dy-Pac CC (APT - Reverse Lay)	0.63	0.94	18.5	165	20.4	182
5/8	16	8x26WS Dy-Pac CC (APT - Reverse Lay)	0.78	1.2	22.7	202	25.0	223
3/4	19	8x26WS Dy-Pac CC (APT - Reverse Lay)	1.1	1.6	32.4	288	35.6	317
7/8	22	8x31WS Dy-Pac CC (APT - Reverse Lay)	1.5	2.2	43.8	390	48.2	429
1	25	8x31WS Dy-Pac CC (APT - Reverse Lay)	1.9	2.9	56.9	506	62.6	557
1 1/8	29	8x31WS Dy-Pac CC (APT - Reverse Lay)	2.4	3.6	71.5	636	78.7	700
1 1/4	32	8x31WS Dy-Pac CC (APT - Reverse Lay)	3.1	4.5	87.9	782	96.7	861
1 3/8	35	8x36WS Dy-Pac CC (APT - Reverse Lay)	3.7	5.5	106	943	117	1,041
1 1/2	38	8x36WS Dy-Pac CC (APT - Reverse Lay)	4.4	6.5	125	1,112	138	1,228

CONTACTS

Head Office

5501 Trans-Canada Highway
Pointe-Claire, Quebec
H9R 1B7 Canada

Tel: 514.697.9711
Fax: 514.697.3534
Toll free: 1.800.565.5501

General & Sales Inquiries

mail@wirerope.com

For Sales Representatives and Distributors in Canada, USA,
and South America, please visit the CONTACT section of
our website at www.wirerope.com

www.wirerope.com